


# South Piedmont Community College - Student Achievement Measures

## NC Community College System - Performance Measures


### Success Rate in English

First-time fall associate degree seeking and transfer pathway students passing a credit-bearing English course with a "C" or better within three years of their first fall term of enrollment.

Target: 66.6%  
 Threshold: 40.1%  
 Current: 54.6% 


### Success Rate in Math

First-time fall associate degree seeking and transfer pathway students passing a credit-bearing Math course with a "C" or better within three years of their first fall term of enrollment.

Target: 46.2%  
 Threshold: 19.5%  
 Current: 36.5% 

### Licensure Pass Rate Index


Weighted index score of first-time test-taker results on licensure and certification exams (state mandated exams which candidates must pass before becoming active practitioners).

Target: 1.07  
 Threshold: 0.79  
 Current: 0.96 

## NC Perkins - Career & Technical Education


### Postprogram Placement

The percentage of CTE concentrators who completed a CTE program of study during the previous reporting year, who remain enrolled or are placed in employment during the subsequent fall semester.

Target: 74.5%  
 Threshold: 67.1%  
 Current: 85.7% 


### Earned Recognized Postsecondary Credential

The percentage of CTE concentrators who receive a recognized postsecondary credential during the reporting year.

Target: 36.2%  
 Threshold: 32.6%  
 Current: 49.9% 

### Non-Traditional Program Enrollment


The percentage of nontraditional CTE concentrators in programs of study that are nontraditional for their gender.

Target: 12.9%  
 Threshold: 11.6%  
 Current: 14.3% 

## College Experience Measures


### Course Retention Rate

The percentage of students that completed the course, from among those enrolled at the census date.

Target: 95.0%  
 Threshold: 85.5%  
 Current: 93.6% 


### Course Success Rate

The percentage of students who received a successful course grade (C or higher).

Target: 79.5%  
 Threshold: 71.6%  
 Current: 81.3% 

### Student Learning Experience


Total of 15 questions about the student learning experience from the Community College Survey of Student Engagement.

Target: 54.2%  
 Threshold: 45.1%  
 Current: 53.1% 

## College Completion Measures


### Fall to Fall Success Rate

Fall curriculum students that were still enrolled, graduated, or transferred by the following fall term.

Target: 75.0%  
 Threshold: 65.0%  
 Current: 73.1% 


### Completion Rate




First-time students that graduated within 6 years from any college reporting to the National Student Clearinghouse.

Target: 39.2%  
 Threshold: 19.6%  
 Current: 36.7% 

### Completions

Number of Certificates, Diplomas, and Associate Degrees awarded per year.

Target: 600  
 Threshold: 400  
 Current: 886 

Key:  Above Target  Below Target and Above Threshold  Below Threshold

Last Updated: November 17, 2020

Contact [Institutional-Effectiveness@spcc.edu](mailto:Institutional-Effectiveness@spcc.edu) for more information.