


South Piedmont Community College - Student Achievement Measures

NC Community College System - Performance Measures


Success Rate in English

First-time fall associate degree seeking and transfer pathway students passing a credit-bearing English course with a "C" or better within three years of their first fall term of enrollment.

Target: 70.4%
 Threshold: 47.1%
 Current: 54.6% 


Success Rate in Math

First-time fall associate degree seeking and transfer pathway students passing a credit-bearing Math course with a "C" or better within three years of their first fall term of enrollment.

Target: 54.5%
 Threshold: 29.9%
 Current: 36.5% 

Licensure Pass Rate Index


Weighted index score of first-time test-taker results on licensure and certification exams (state mandated exams which candidates must pass before becoming active practitioners).

Target: 1.09
 Threshold: 0.75
 Current: 0.96 

NC Perkins - Career & Technical Education


Postprogram Placement

The percentage of CTE concentrators who completed a CTE program of study during the previous reporting year, who remain enrolled or are placed in employment during the subsequent fall semester.

Target: 83.2%
 Threshold: 74.9%
 Current: 85.7% 


Earned Recognized Postsecondary Credential

The percentage of CTE concentrators who receive a recognized postsecondary credential during the reporting year.

Target: 37.3%
 Threshold: 33.6%
 Current: 49.9% 

Non-Traditional Program Enrollment


The percentage of nontraditional CTE concentrators in programs of study that are nontraditional for their gender.

Target: 15.5%
 Threshold: 14.0%
 Current: 14.3% 

College Experience Measures


Course Retention Rate

The percentage of students that completed the course, from among those enrolled at the census date.

Target: 95.0%
 Threshold: 85.5%
 Current: 93.6% 


Course Success Rate

The percentage of students who received a successful course grade (C or higher).

Target: 79.5%
 Threshold: 71.6%
 Current: 81.3% 

Student Learning Experience


Total of 15 questions about the student learning experience from the Community College Survey of Student Engagement.

Target: 54.2%
 Threshold: 45.1%
 Current: 53.1% 

College Completion Measures


Fall to Fall Success Rate

Fall curriculum students that were still enrolled, graduated, or transferred by the following fall term.

Target: 75.0%
 Threshold: 65.0%
 Current: 73.2% 


Completion Rate




First-time students that graduated within 6 years from any college reporting to the National Student Clearinghouse.

Target: 39.2%
 Threshold: 19.6%
 Current: 36.7% 

Completions

Number of Certificates, Diplomas, and Associate Degrees awarded per year.

Target: 600
 Threshold: 400
 Current: 886 

Key:  Above Target  Below Target and Above Threshold  Below Threshold

Last Updated: June 17, 2021

Contact Institutional-Effectiveness@spcc.edu for more information.