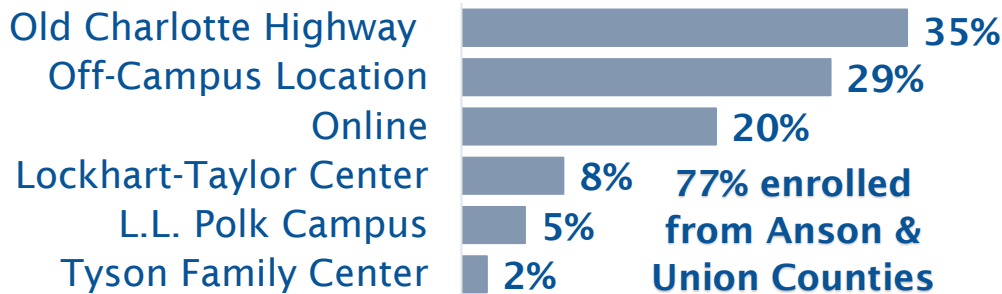


Annual Enrollment
9,482

4,325 curriculum students
36 curriculum program areas


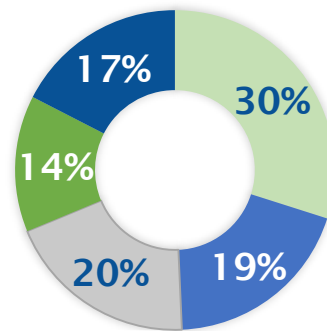
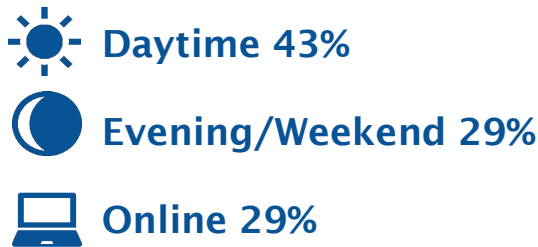
Primary Location Attended



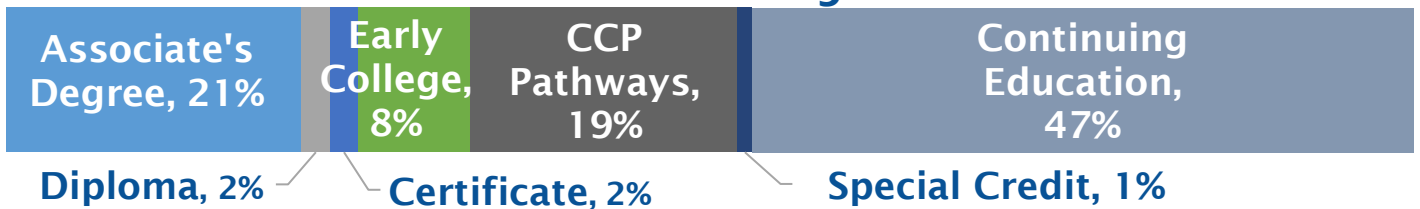
Demographics



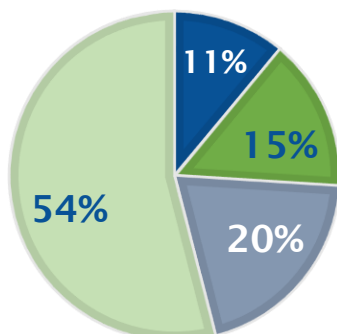
Primary Schedule Type



Academic Program



Race/Ethnicity



Financial Aid



SPCC Quick Facts

\$85.5 million

Annual economic impact of SPCC

41%

Service area population with Associate Degree or higher

11,897

Service area population enrolled in NC public univ or cc

Service Area Data for Union and Anson County

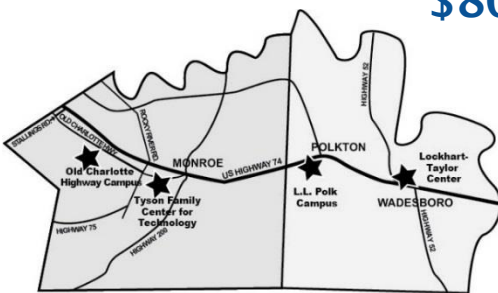
\$80,428 ♦ Median Household Income ♦ **\$38,023**

6.03% ♦ Population Growth ♦ **0.56%**

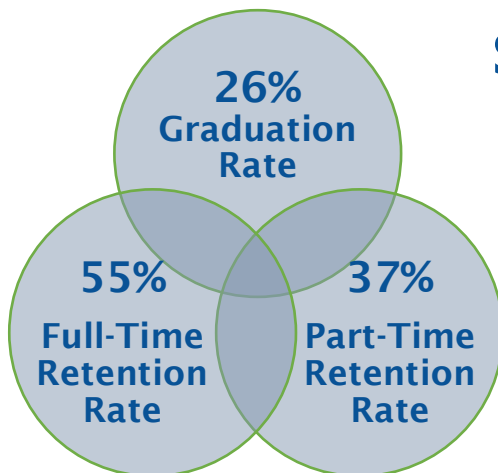
226,694 ♦ Estimated Population ♦ **25,306**

97 ♦ Economic Tier Ranking ♦ **25**

89% ♦ Access to Internet ♦ **69%**



Student Success



 **886**

Annual Certificates, Diplomas, and Associate Degrees awarded

56%

total success rate within 8 years

27% graduated
3% continued enrollment
27% transferred

Last updated: November 17, 2020 Annual enrollment: 2019-2020, SPCC Data Warehouse
Program count: 2020-2021, SPCC College Catalog
Enrollment demographics: Fall 2019, SPCC Data Warehouse
Financial aid: 2018-2019, IPEDS
Economic impact: 2016-2017, EMSI
Educational attainment: Age 25 and older, 2013-2018, US Census Bureau
Higher education enrollment: Fall 2019, NCCCS and UNC

Service area data: income 2018, pop growth Jul 2015- Jul 2018, pop 2018, tier rank 2020 (1 most distressed to 100), NC Dept of Commerce, ACCESSNC & Tier Rpt
Internet access: 2014-2018, US Census Bureau
Graduation rate: 2016 first-time full-time fall cohort, 150% of program time, IPEDS
Retention rate: 2018 first-time fall cohort, IPEDS
Degrees awarded: 2019-2020, IPEDS
Success rate: 2011-2012 first-time full-time academic year cohort, IPEDS