


South Piedmont Community College - Student Achievement Measures

NC Community College System - Performance Measures


Success Rate in English

First-time fall associate degree seeking and transfer pathway students passing a credit-bearing English course with a "C" or better within three years of their first fall term of enrollment.

Target: 1.144
Threshold: 0.723
Current: **0.826** 


Success Rate in Math

First-time fall associate degree seeking and transfer pathway students passing a credit-bearing Math course with a "C" or better within three years of their first fall term of enrollment.

Target: 1.194
Threshold: 0.626
Current: **0.750** 

Licensure Pass Rate Index


Weighted index score of first-time test-taker results on licensure and certification exams (state mandated exams which candidates must pass before becoming active practitioners).

Target: 1.069
Threshold: 0.806
Current: **1.001** 

NC Perkins - Career & Technical Education


Postprogram Placement

The percentage of CTE concentrators who completed a CTE program of study during the previous reporting year, who remain enrolled or are placed in employment during the subsequent fall semester.

Target: 74.6%
Threshold: 67.1%
Current: **86.2%** 


Earned Recognized Postsecondary Credential

The percentage of CTE concentrators who receive a recognized postsecondary credential during the reporting year.

Target: 36.3%
Threshold: 32.7%
Current: **39.0%** 

Non-Traditional Program Enrollment


The percentage of nontraditional CTE concentrators in programs of study that are nontraditional for their gender.

Target: 13.0%
Threshold: 11.7%
Current: **19.2%** 

College Experience Measures


Course Retention Rate

The percentage of students that completed the course, from among those enrolled at the census date.

Target: 95.0%
Threshold: 85.5%
Current: **89.6%** 


Course Success Rate

The percentage of students who received a successful course grade (C or higher).

Target: 79.5%
Threshold: 71.6%
Current: **84.7%** 

Student Learning Experience


Total of 15 questions about the student learning experience from the Community College Survey of Student Engagement.

Target: 55.8%
Threshold: 45.1%
Current: **52.7%** 

College Completion Measures


Fall to Fall Success Rate

Fall curriculum students that were still enrolled, graduated, or transferred by the following fall term.

Target: 75.0%
Threshold: 65.0%
Current: **73.4%** 


Completion Rate




First-time students that graduated within 6 years from any college reporting to the National Student Clearinghouse.

Target: 42.2%
Threshold: 21.1%
Current: **42.1%** 

Completions

Number of Certificates, Diplomas, and Associate Degrees awarded per year.

Target: 600
Threshold: 400
Current: **603** 

Key:  Above Target  Below Target and Above Threshold  Below Threshold

Last Updated: August 14, 2023

Contact Institutional-Effectiveness@spcc.edu for more information.